

REDCAT-RACING

**1/10 4WD ELECTRIC-POWERED BRUSHLESS MONSTER TRUCK
MODEL NO.: CALDERA 10E**

Product Size:

Length: 450mm

Width: 320mm

Height: 210 mm

Wheelbase: 305mm

Tire size: 100 * 51mm

Ground clearance: 25mm

Gear Ratio: 12.98:1

Brushless Motor

(RC 540 KV: 3421) and

Brushless ESC



Instruction Manual

Highlights:

- 4WD Drive System.
- Ready Assemble Ready to Run.
- High Performance RC-540 KV 3421 Brushless Electric Motor, More power!
- Brushless ESC 45A-SL
- 7.2V Ni-Mh Rechargeable Battery, Long Running Time!
- Assembled Chassis.
- Colored Coil Spring Damped Suspension System.
- Full Function Radio Control.
- Battery in Standing Position to Save Space, Keeping the Car in Perfect Balance!
- Waterproof and Dustproof Sealed Gearbox.
- Fast Easy Assembly and Disassembly Receiver and Battery Cover.
- Quality Differential with Four Bevel Gears.
- Precise Sealed Ball Bearing for the Whole Model.
- Aluminum Alloy Driveshafts.

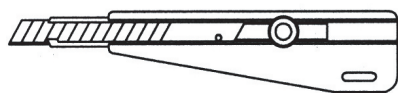
⚠ SAFETY PRECAUTIONS

- This radio controlled racing car is not a toy!
- This high-performance R/C model is recommended for ages 14 and older.
- First-time builders should seek the advice of experienced modellers before commencing assembly.
- Take enough safety precautions prior to operating this model.
You are responsible for this model's assembly and safe operation!


www.redcatracing.com

Required equipment for operation

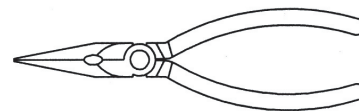
1. Tools required for building and maintenance:



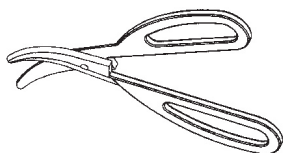
● Hobby knife



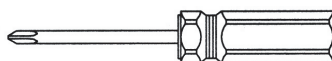
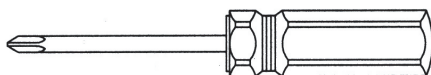
● Precision ruler



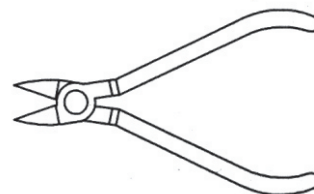
● Needle nose pliers




● Lexan scissors




● Flat and Phillips screwdriver



● Wire cutters



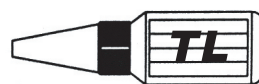
● Cross wrench



● Cross wrench



● CA glue&rubber cement



● Thread locking compound

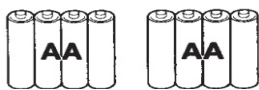


● Hex wrench

WARNING!

Do not use a power screw driver to install screws into nylon or plastic materials. The fast locking may heat up the screws being installed that may break the molded parts or strip the threads during installation.

2. Additional items needed for operation:



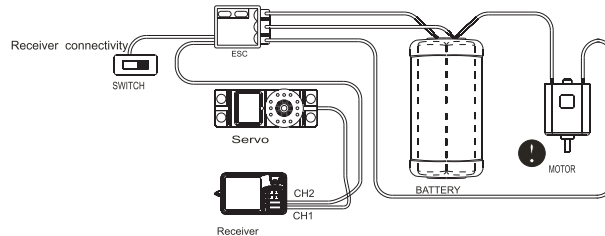
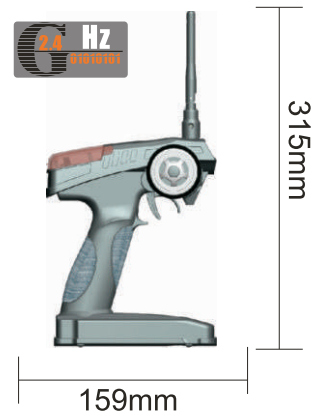
8pcs AA alkaline batteries for transmitter

IMPORTANT!

Check all the screws are tight before playing the vehicle!
Use thread lock on all screws that work loose.

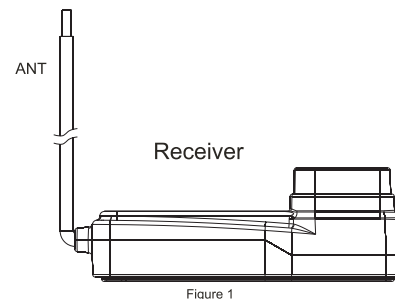
Transmitter Specifications :

Channels: 2 channels
Model Type: Car/boat
RF Power: Less than 20dbm
Modulation: GFSK
Code Type: Digital
Sensitivity: 1024
Low Voltage Warning: Yes (less than 9V)
DSC Port: Yes (3.5mm)
Charger Port: Yes
Power: 12vdc (1.5AA*8)
Weight: 328g
ANT Length: 26mm
Size: 159*99*315mm
Color: Black
Certificate: CE FCC



Note:

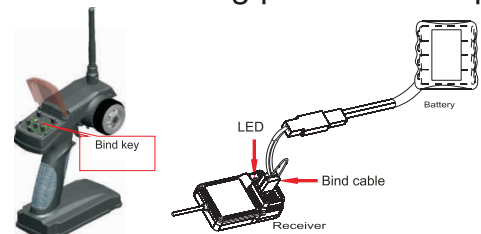
Place the antenna of the receiver vertically, and do not have contact with metal component. (See Figure1)



Binding:

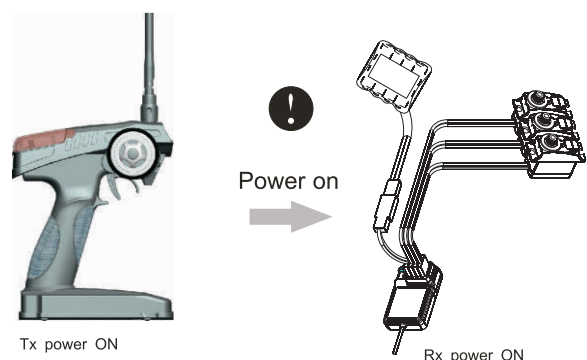
The transmitter and receiver should already be bound by the factory by default .

1. Install batteries into the transmitter and shut it down.
2. Insert the bind cable on to the bind channel (Ch3) on the receiver. (Figure.2)
3. Connect the receiver battery to the VCC port on the receiver .The two LEDs on the receiver should flash rapidly, indicating the receiver is in binding state .
4. Press and hold the bind button on the transmitter , and then turn on the transmitter.
5. The LED on the receiver should stop flashing when the binding process completed (about 5 second)
6. Release the bind button on the transmitter , remove the bind cable from the receiver.
7. Install the servo and then test.
8. If the test succeeds , then remove the power supply from the VCC port.
9. The binding process completed.



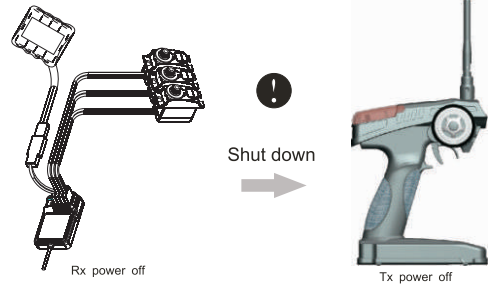
Turn On:

1. Turn on the transmitter.
2. Connect the power supply of the receiver.
3. Receiver LED light should turn solid.
4. Ready to use.

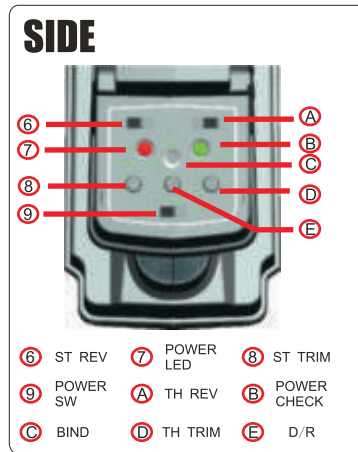
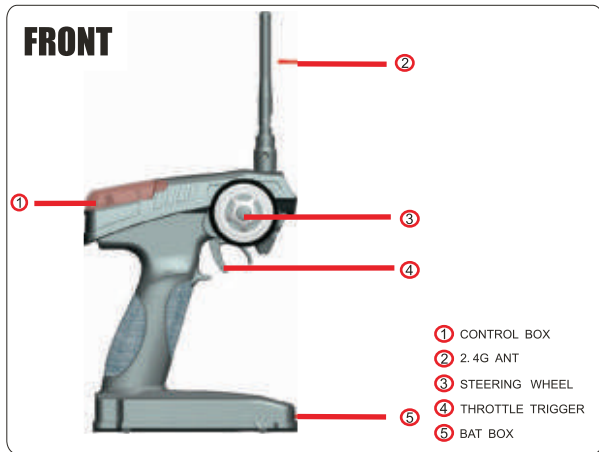


Shut Down:

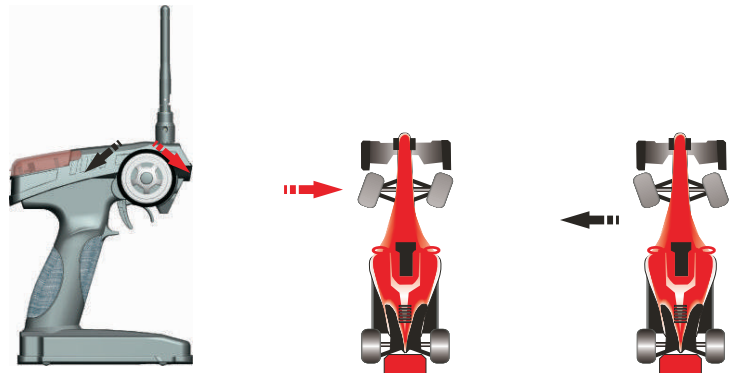
1. Disconnect the receiver's power supply.
2. Turn off the transmitter .



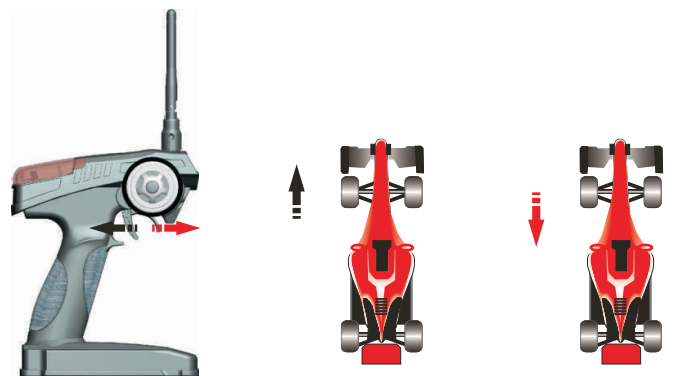
Transmitter Functions:



This function is to control the direction of the vehicle



This function is to control the throttle speed of the vehicle



PARTS LIST

Item No.	Description	Item No.	Description
BS701-001	Chassis	BS903-023	O-Washer 4pcs
BS701-004	Shock Absorber Unit (plastic) 2pcs	BS903-024	Front Suspension Arm Pin-Short 4pcs
BS701-007R	Brushless motor KV:3570	BS903-025	Suspension Arm Pin-Long 4pcs
BS701-010	Upper deck	BS903-026	Fr. Chassis
BS701-011	Front drive shaft	BS903-028	Lower Susp. Mount Block-Fr/Rr
BS701-012	Rear drive shaft	BS903-030	Steering Linkage Set 2pcs
BS701-015	Gear mount/Fr, screws/motor mount	BS903-031	Servo Saver Unit
BS701-016	Gear mount/Rear	BS903-037	Steering Servo Horn and Linkage
BS701-020	Washer 4pcs	BS903-058	Hub Rear Carrier
BS701-021	Upper deck /Front upper deck	BS903-059	Rr.Lower Susp.Arm-Lf/Rt
BS701-022	Steering servo mount	BS903-061	Rear Suspension Arm Pin-Short 4pcs
BS701-025	Side guard plate L/R	BS903-065	Flat Cross Screw(TPF2.6*10) 12pcs
BS701-026	Upper deck	BS903-067	Flat Cross Screw(TPF3*10) 12pcs
BS701-027	L/R mount block/screws	BS903-068	Flat Cross Screw(TPF3*14) 12pcs
BS701-028	Wire clip mount/Spring /Screws 2pcs	BS903-069	Flat Cross Screw(TPF3*16) 12pcs
BS701-035	Charger for 7.2V Ni-Mh battery	BS903-072	B-Head Cross Screw(BT3*8) 12pcs
BS701-036H	7.2V/3800mAh Ni-Mh battery	BS903-073	B-Head Cross Screw(BT3*12) 12pcs
BS701-037	Battery base & cover/Fr	BS903-074	B-Head Cross Screw(BT3*14) 12pcs
BS701-038	Battery base & cover/Rr	BS903-075	B-Head Cross Screw(BT3*16) 12pcs
BS701-041	6# Pin 6pcs	BS903-076	B-Head Cross Screw(BT3*20) 12pcs
BS702-047	Antenna mount	BS903-079	B-Head Cross Screw(BM3*10) 12pcs
BS703-013	Flat Cross Screw(TPF3*18) 12pcs	BS903-083	Diff. Outdrive D/Set Screw(M4*4)
BS903-005	Brace	BS903-086	Ball Bearing($\phi 5 * \phi 10 * 4$) 2pcs
BS903-007	Body Pin 6pcs	BS903-087	Ball Bearing($\phi 12 * \phi 18 * 4$) 2pcs
BS903-008	Upper Susp. Arm Set 2pcs	BS903-088	E-Clip($\phi 4 * 0.6$) 12pcs
BS903-010	Suspension Arm Mount Block 2pcs	BS903-089	Pin($\phi 2 * 9.5$) 12pcs
BS903-011	Upper susp. Arm Mount-Fr/Rr	BS903-091	Washer A($\phi 5.2 * \phi 10 * 0.2$) 12pcs
BS903-012	Rim Hub W/Pin($\phi 2 * 10$) 4pcs	BS903-092	Washer B($\phi 4.2 * \phi 8 * 0.2$) 12pcs
BS903-013	Axle W/Pin 2pcs	BS903-093	Nylon Self-lock Nut(M4*4) 6pcs
BS903-014	Ball Bearing($\phi 6 * \phi 12 * 4$) 2pcs	BS903-094	Double Way Ball end(7*8) 6pcs
BS903-015	Lf/Rt Steering Arm	BS903-095	Set Screw(M4*4) 6pcs
BS903-016	Ball Bearing($\phi 10 * \phi 15 * 4$) 2pcs	BS903-097	Diff. Gearbox
BS903-017	Fr/Rr C-Carrier	BS903-098	Diff. Gearbox Bulkhead-Upper/Lower
BS903-018	Fr.Lower Susp.Arm-Lf/Rt	BS903-104	Diff. Unit
BS903-019	Drive shaft set 2PCS	BS903-105	Driving/Driven Gear, Diff.Gear/Bevel Gears (alun)
BS903-020	Diff. Gearbox Unit	BS903-106	Screw Pin (M3*9.5)
BS903-022	M4 Self-lock Nut W/Washer 4pcs		

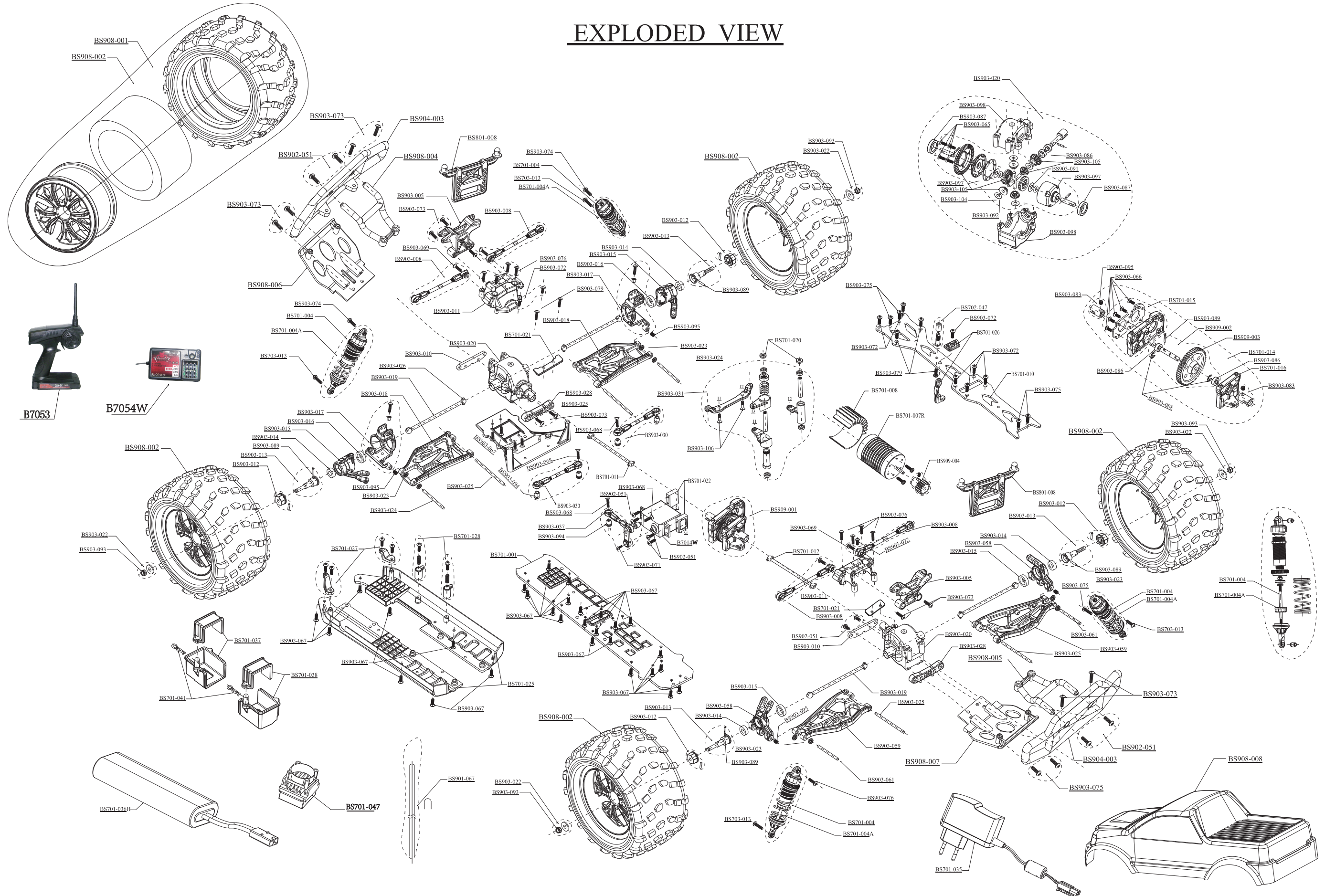
PARTS LIST

Item No.	Description	Item No.	Description
BS903-109	Diff.outdrive A/Pin(2*10)	BS901-066	M3 locknut 5pcs
BS903-110	Diff.outdrive B/Pin(2*10)	BS901-067	Antenna Pipe W/Cap 3pcs
BS801-008	Fr/Rr body post	BS902-051	B-Head Cross Screw(BT3*10) 12pcs
BS904-003	Bumper 2pcs	BS909-001	Spur gear unit
BS908-001	Tire Unit(Chromed) 2pcs	BS909-002	Central drive shaft/main gear
BS908-004	Bumper brace-Fr	BS909-003	Main gear-51T
BS908-005	Bumper brace-Rr	BS909-004	Motor gear 13T/M3 screw
BS908-006	Bumper chassis-Fr	B7053	Radio Unit
BS908-007	Bumper chassis-Rr	B7054W	Receiver
BS908-008	Body	B7014W	3kgs Servo
BS901-048	E-Clip($\phi 3 \times 0.6$) 12pcs	BS701-047	BRUSHLESS ESC 45A-SL

Optional parts/Upgrade parts

BS908-002	Tire unit(plastic) 2pcs
BS701-004A	Shock Absorber Unit (alun) 2pcs
BS701-008	Motor heat sink
BS701-039	Connector wire (NI-MH connector to LIPO battery connector)
BS903-029	Anti-roll bar fixation set 2pcs
BS903-096	(M4*8) Set Screw 6pcs
BS905-009	Rear Anti-roll bar set
BS803-028	7. 4V/20C LiPo battery
BS803-031	LiPo battery charger
MP0-01	Wheel hex set
MP0-02	C hub/C hub pin
MP0-03	Kunckle Arm set-Lf/Rt
MP0-04	Rear hub set
MP0-05	Shock stay mount
MP0-06	Front suspension mount
MP0-07	Rear suspension mount
MP0-11	Steering link

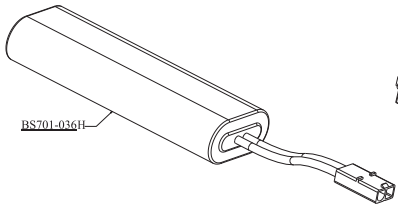
EXPLODED VIEW



B7053



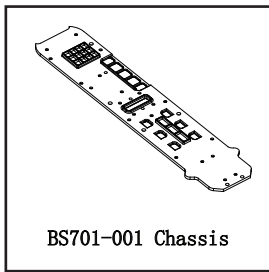
B7054W




BS701-036H




BS701-047



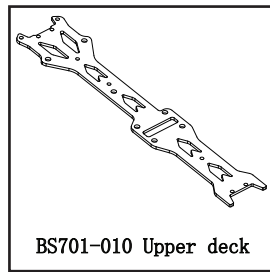
BS701-001 Chassis



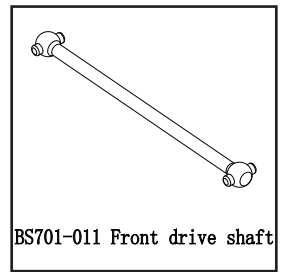
BS701-004 Shock Absorber Unit (plastic) 2PCS



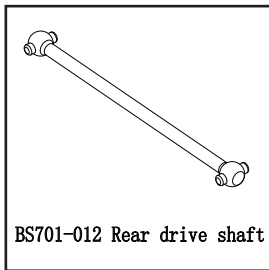
BS701-007R Brushless motor KV:3421



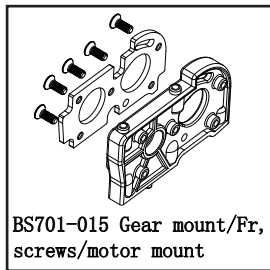
BS701-010 Upper deck



BS701-011 Front drive shaft



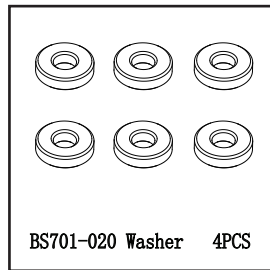
BS701-012 Rear drive shaft



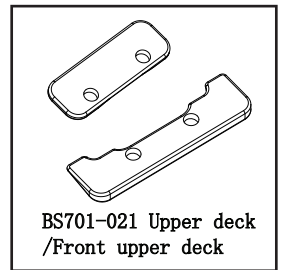
BS701-015 Gear mount/Fr, screws/motor mount



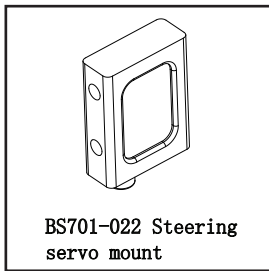
BS701-016 Gear mount/Rear



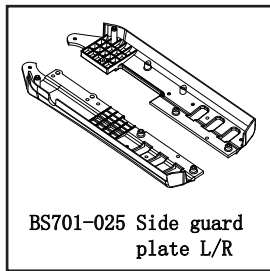
BS701-020 Washer 4PCS



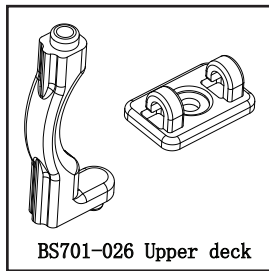
BS701-021 Upper deck /Front upper deck



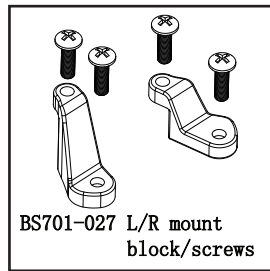
BS701-022 Steering servo mount



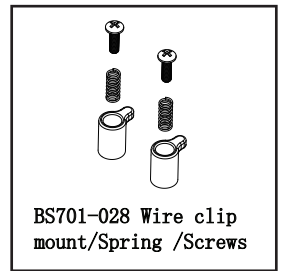
BS701-025 Side guard plate L/R



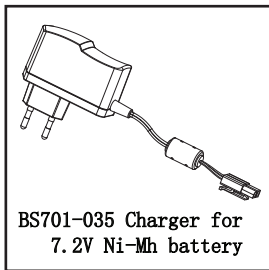
BS701-026 Upper deck



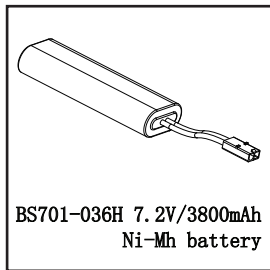
BS701-027 L/R mount block/screws



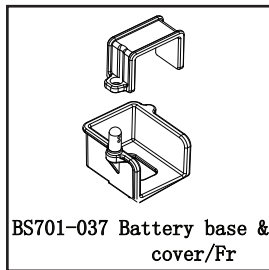
BS701-028 Wire clip mount/Spring /Screws



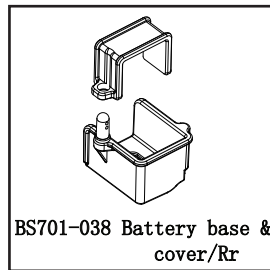
BS701-035 Charger for 7.2V Ni-Mh battery



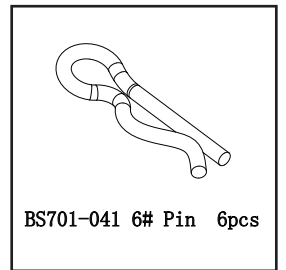
BS701-036H 7.2V/3800mAh Ni-Mh battery




BS701-037 Battery base & cover/Fr



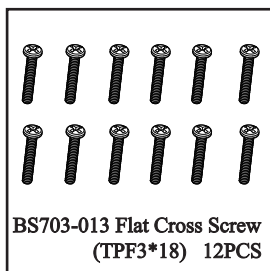
BS701-038 Battery base & cover/Rr



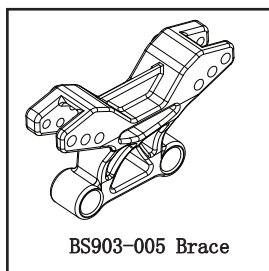
BS701-041 6# Pin 6pcs



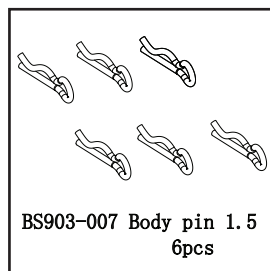
BS702-047 Antenna mount



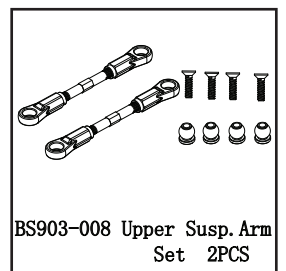
BS703-013 Flat Cross Screw (TPF3*18) 12PCS



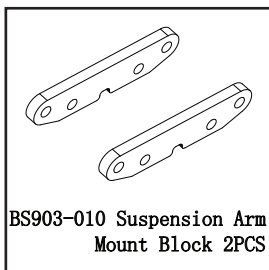
BS903-005 Brace



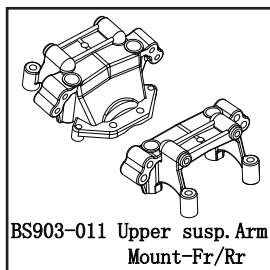
BS903-007 Body pin 1.5 6pcs



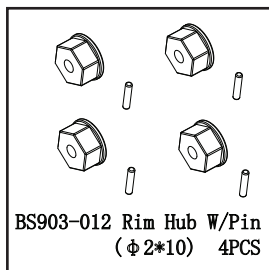
BS903-008 Upper Susp. Arm Set 2PCS



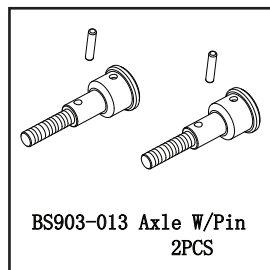
BS903-010 Suspension Arm Mount Block 2PCS



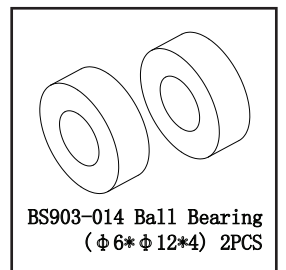
BS903-011 Upper susp. Arm Mount-Fr/Rr



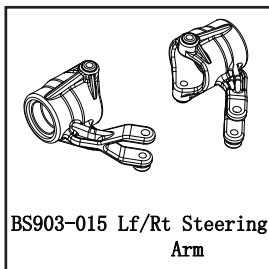
BS903-012 Rim Hub W/Pin (φ 2*10) 4PCS



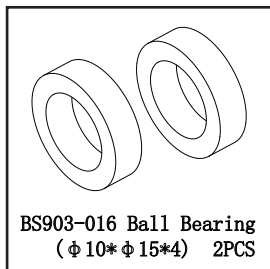
BS903-013 Axle W/Pin 2PCS



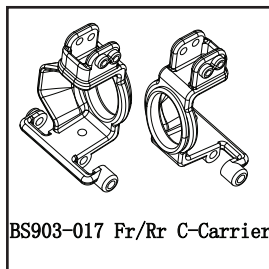
BS903-014 Ball Bearing (φ 6*φ 12*4) 2PCS



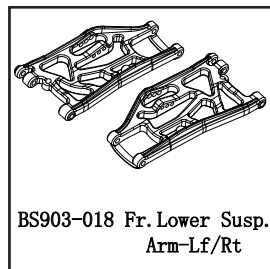
BS903-015 Lf/Rt Steering Arm



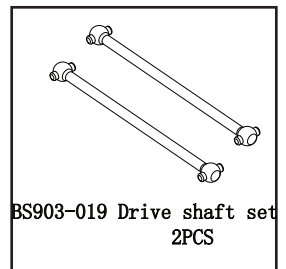
BS903-016 Ball Bearing (φ 10*φ 15*4) 2PCS



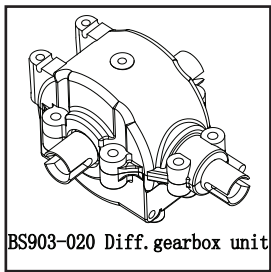
BS903-017 Fr/Rr C-Carrier



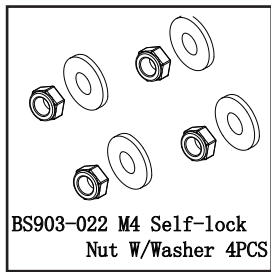
BS903-018 Fr.Lower Susp. Arm-Lf/Rt



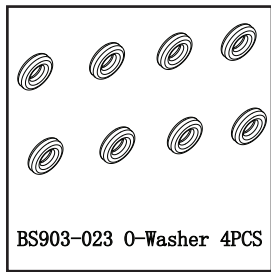
BS903-019 Drive shaft set 2PCS



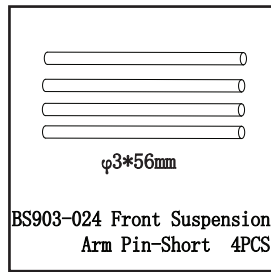
BS903-020 Diff. gearbox unit



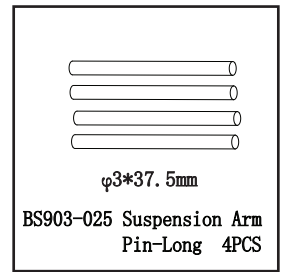
BS903-022 M4 Self-lock Nut W/Washer 4PCS



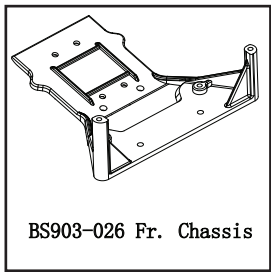
BS903-023 O-Washer 4PCS




BS903-024 Front Suspension Arm Pin-Short 4PCS



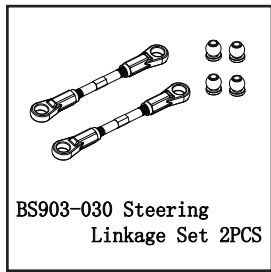
BS903-025 Suspension Arm Pin-Long 4PCS



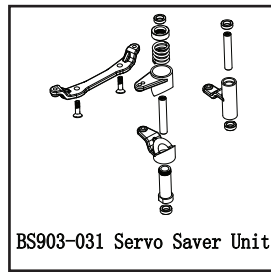
BS903-026 Fr. Chassis



BS903-028 Lower Susp. Mount Block-Fr/Rr



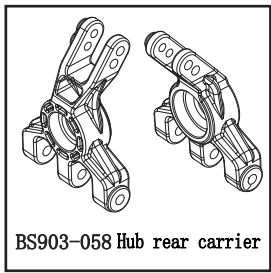
BS903-030 Steering Linkage Set 2PCS



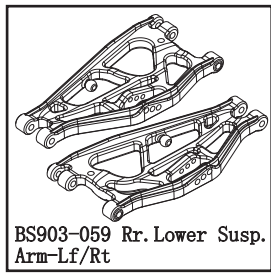
BS903-031 Servo Saver Unit



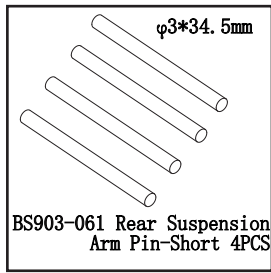
BS903-037 Steering Servo Horn and Linkage



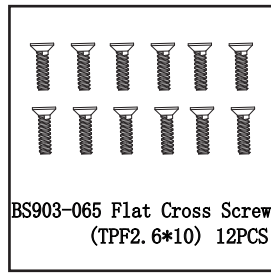
BS903-058 Hub rear carrier



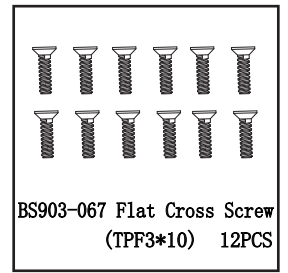
BS903-059 Rr. Lower Susp. Arm-Lf/Rt



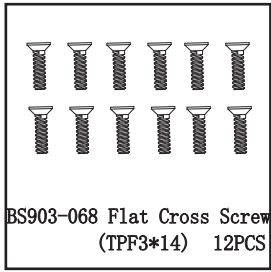
BS903-061 Rear Suspension Arm Pin-Short 4PCS



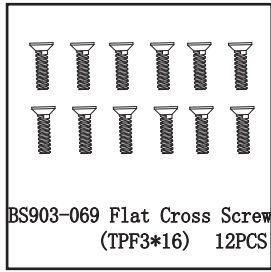
BS903-065 Flat Cross Screw (TPF2.6*10) 12PCS



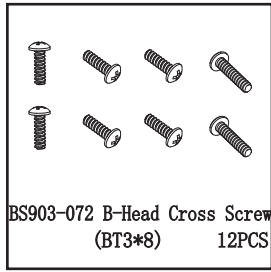
BS903-067 Flat Cross Screw (TPF3*10) 12PCS



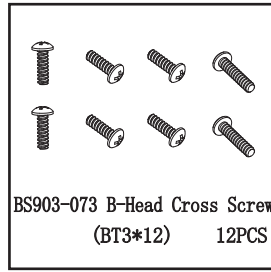
BS903-068 Flat Cross Screw (TPF3*14) 12PCS



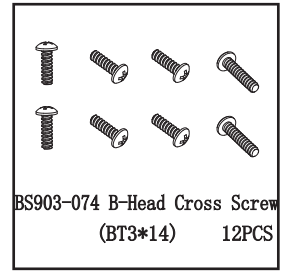
BS903-069 Flat Cross Screw (TPF3*16) 12PCS



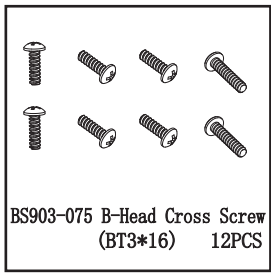
BS903-072 B-Head Cross Screw (BT3*8) 12PCS



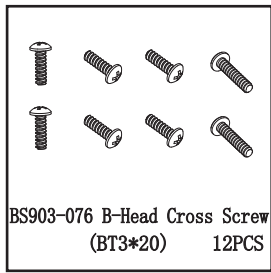
BS903-073 B-Head Cross Screw (BT3*12) 12PCS



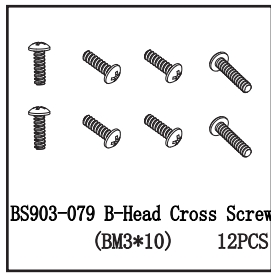
BS903-074 B-Head Cross Screw (BT3*14) 12PCS



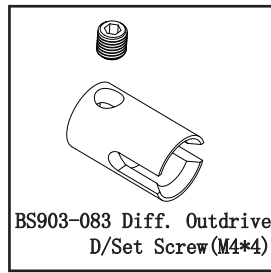
BS903-075 B-Head Cross Screw (BT3*16) 12PCS



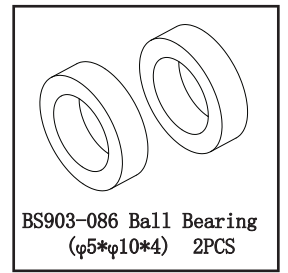
BS903-076 B-Head Cross Screw (BT3*20) 12PCS



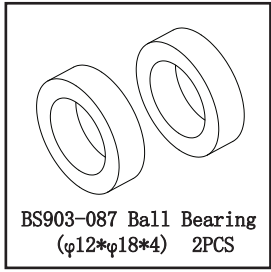
BS903-079 B-Head Cross Screw (BM3*10) 12PCS



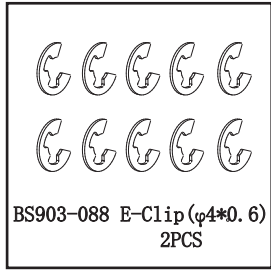
BS903-083 Diff. Outdrive D/Set Screw (M4*4)



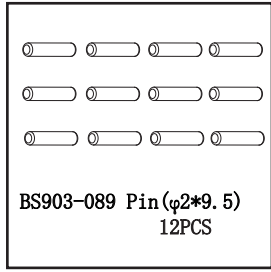
BS903-086 Ball Bearing (φ5*φ10*4) 2PCS



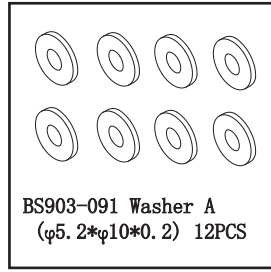
BS903-087 Ball Bearing (φ12*φ18*4) 2PCS



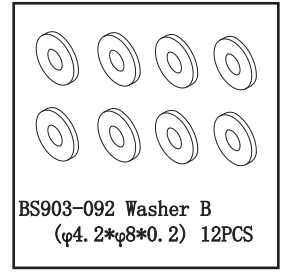
BS903-088 E-Clip (φ4*0.6) 2PCS



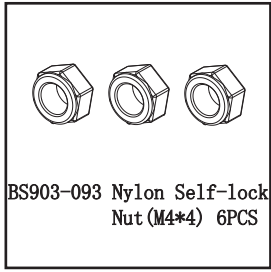
BS903-089 Pin (φ2*9.5) 12PCS



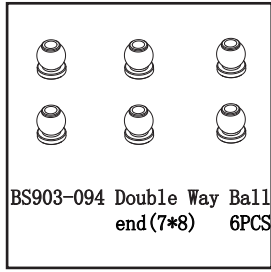
BS903-091 Washer A (φ5.2*φ10*0.2) 12PCS



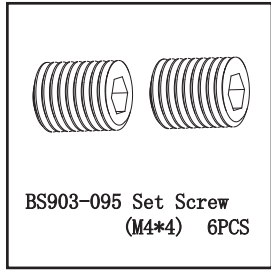
BS903-092 Washer B (φ4.2*φ8*0.2) 12PCS



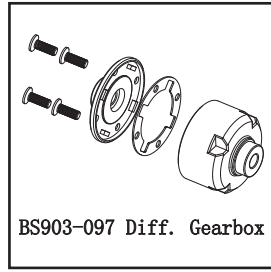
BS903-093 Nylon Self-lock Nut (M4*4) 6PCS



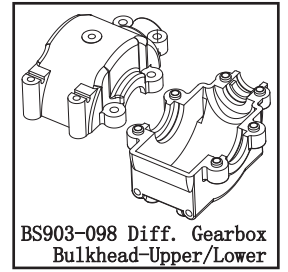
BS903-094 Double Way Ball end (7*8) 6PCS



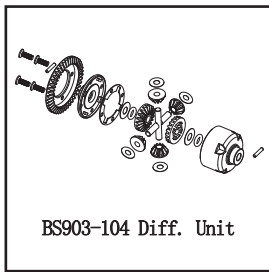
BS903-095 Set Screw (M4*4) 6PCS




BS903-097 Diff. Gearbox



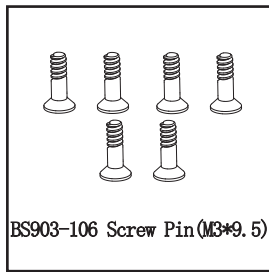
BS903-098 Diff. Gearbox Bulkhead-Upper/Lower



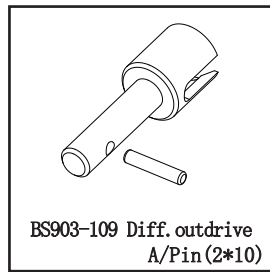
BS903-104 Diff. Unit



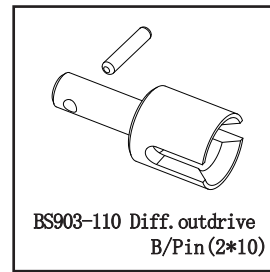
BS903-105 Driving/Driven Gear, Diff. Gear/Bevel Gears (alun)



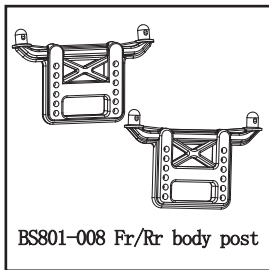
BS903-106 Screw Pin(M3*9.5)



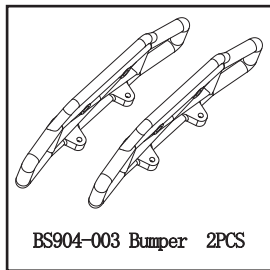
BS903-109 Diff. outdrive A/Pin(2*10)



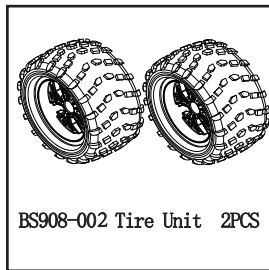
BS903-110 Diff. outdrive B/Pin(2*10)



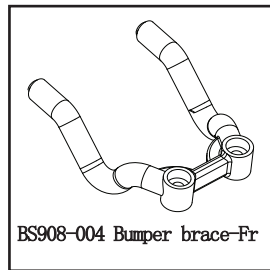
BS801-008 Fr/Rr body post



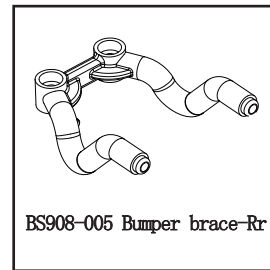
BS904-003 Bumper 2PCS



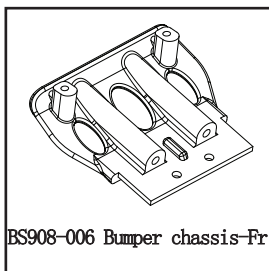
BS908-002 Tire Unit 2PCS



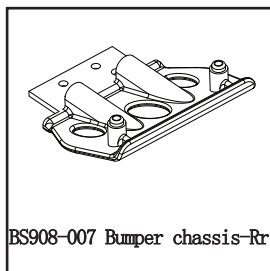
BS908-004 Bumper brace-Fr



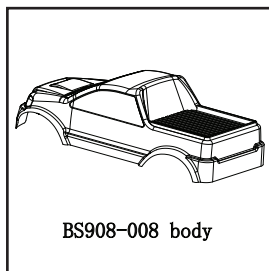
BS908-005 Bumper brace-Rr



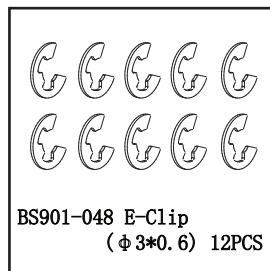
BS908-006 Bumper chassis-Fr



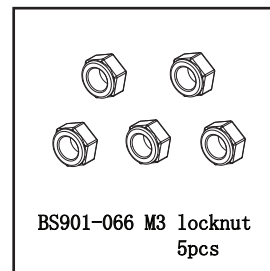
BS908-007 Bumper chassis-Rr



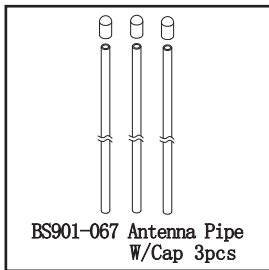
BS908-008 body



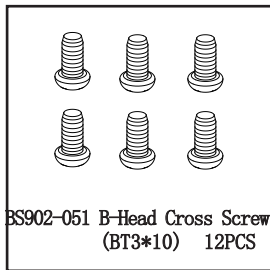
BS901-048 E-Clip (φ 3*0.6) 12PCS



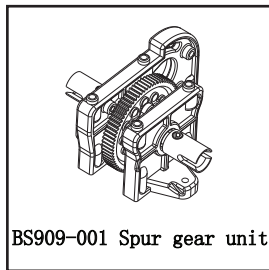
BS901-066 M3 locknut 5pcs



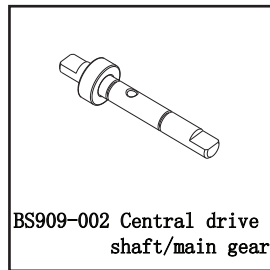
BS901-067 Antenna Pipe W/Cap 3pcs



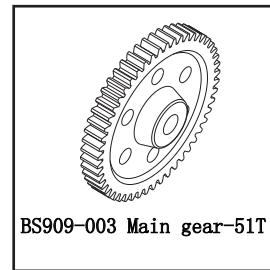
BS902-051 B-Head Cross Screw (BT3*10) 12PCS



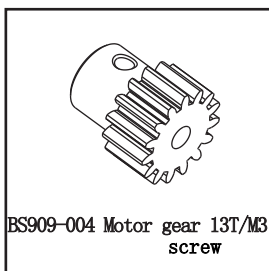
BS909-001 Spur gear unit



BS909-002 Central drive shaft/main gear



BS909-003 Main gear-51T



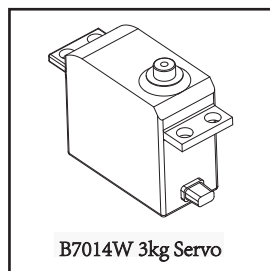
BS909-004 Motor gear 13T/M3 screw




B7053 Radio Unit













B7054W Receiver



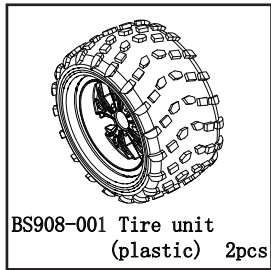
B7014W 3kg Servo



BS701-047 Brushless ESC 45A-SL



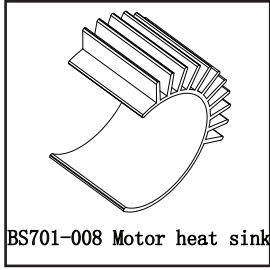
OPTIONAL PARTS/UPGRADE PARTS



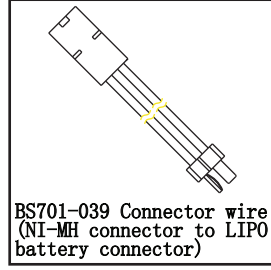
BS908-001 Tire unit (plastic) 2pcs



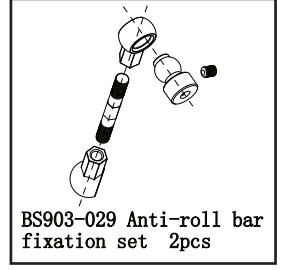
BS701-004A Shock Absorber Unit (alun) 2pcS



BS701-008 Motor heat sink



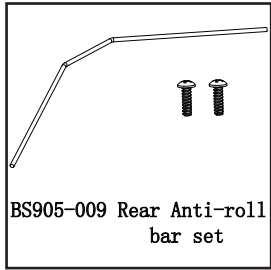
BS701-039 Connector wire (NI-MH connector to LIPO battery connector)



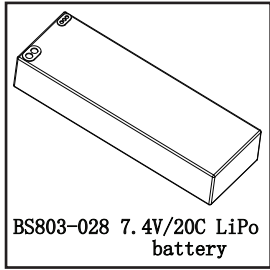
BS903-029 Anti-roll bar fixation set 2pcs




BS903-096 (M4*8) Set Screw 6pcs



BS905-009 Rear Anti-roll bar set



BS803-028 7.4V/20C LiPo battery



BS803-031 LiPo battery charger



Stainless steel AL6061

MPO-01 Wheel Hex Set



Stainless steel AL6061

MPO-02 C HUB C HUB W/Pin



Stainless steel AL6061

MPO-03 Knuckle Arm Se



Stainless steel AL6061

MPO-04 Rear Hub set



Stainless steel AL6061

MPO-05 Shock stay mount



Stainless steel AL6061

MPO-06 Front suspension mount
















Stainless steel AL6061

MPO-07 Rear suspension mount



Stainless steel AL6061

MPO-11 Steering link



Redcat Racing

<http://www.redcatracing.com>